


TRANSPORTATION BENEFIT

Get a Lyft to your health related appointments



Don't let limited transportation get in the way of good health.

Lyft makes it easier to get to and from your health related appointments. This is how it works: We'll give you a **Lyft Pass** that'll cover the cost of your ride. The Lyft Pass is a code you enter into the app. It automatically applies to your eligible ride and makes it **free**, so you don't have to worry about being charged for the ride.

To receive your mobile app code for **free** rides to health related appointments, please reach out.



Medicare Advantage members:
1 (877) 301-3326 (TTY: 711)

Individual and Marketplace members:
1 (866) 514-4194 (TTY: 711)

What you need to know

- The Lyft Passes we provide are for rides to medical appointments only.
- Your new Lyft code can only be used in your Lyft mobile account.
- Don't share your code. Once your code is redeemed it can't be used in any other account.
- Each month, your code is re-loaded with credit to get you to all the rides you need for the month.
- You're required to enter a credit card to keep on file in order to register for a Lyft account — but don't worry, you won't be charged for any rides while using your Lyft Pass.

Getting Started

- 1** Download the Lyft app from the Apple Store or on Google Play.

Open your phone's camera app and scan the QR code at right for your iPhone or Android to be directed to the app download. You should see a pop up to "**View in App Store**" or "**View in Google Play**" to click on.

- 2** Create an account with Lyft.

Please follow the directions as given through the Lyft mobile app.

(Continued on page 2.)



Getting Started (cont.)

3

3. Claim your Lyft Pass in the app

- Tap the 3 lines in the upper left corner
- Select “Payment”
- Select “+ Add Lyft Pass” under the Lyft Pass category
- Enter your unique code
Please enter the unique code given to you by Member Services. The code used in this image is for demonstration purposes only.

Add Lyft Pass
Enter the code your organization provided to add your pass.

Enter code
MEDICA1234

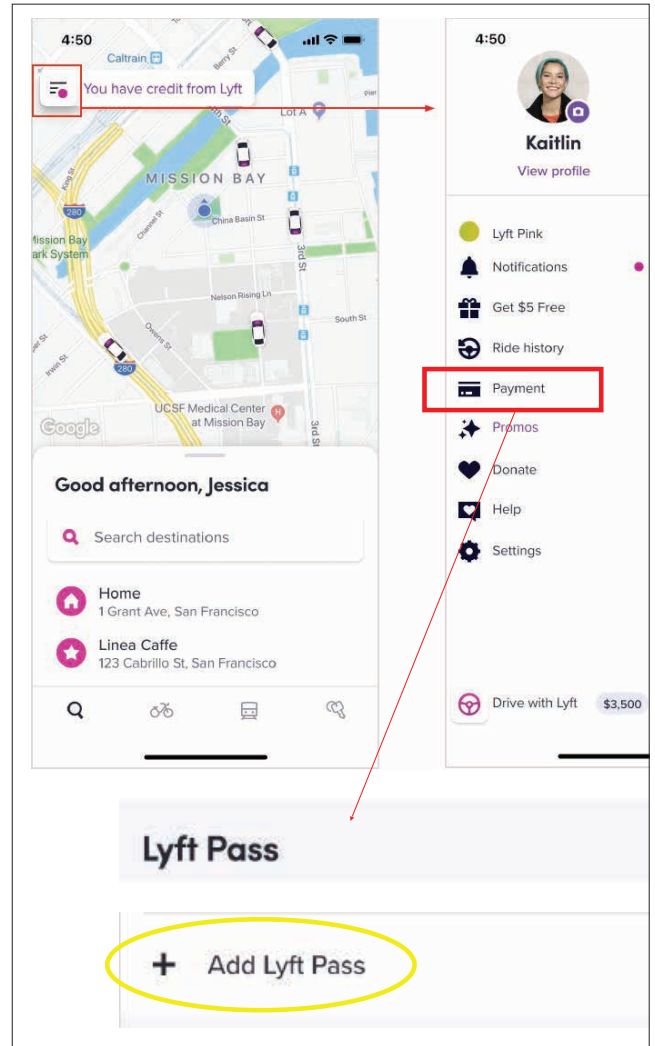
Add pass

- Receive confirmation and select “Done”

Medica.
You've got a Lyft Pass

Done

[See details](#)



Credits and Ride Requests

Requesting a Ride

Now that your Lyft account is all setup, you're ready to request your first ride.

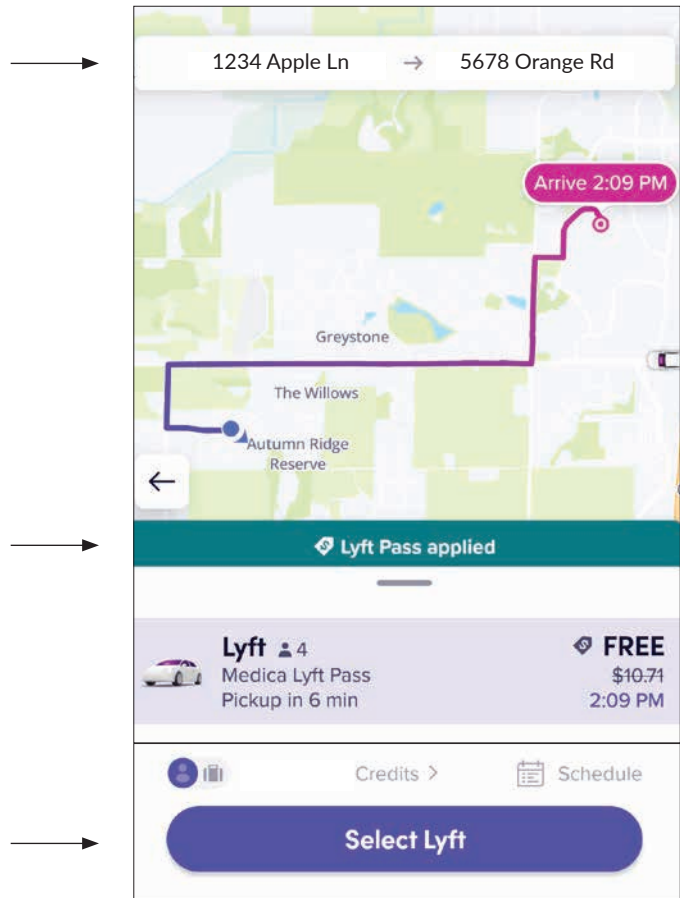
On the home page of your Lyft app, you can enter your destination by name or by address in the search bar.

A banner will appear under the ride, displaying "Medica Lyft Pass" with a **FREE** ride.

Click "Select Lyft" to request your ride.

Need to use Lyft for non-medical rides?

You can still use your Lyft account for regular rides. If you are scheduling a non-medical Lyft ride, select rides that **do not display "FREE"** with Medica Lyft Pass.



Have questions? We're here to help.

Medicare Advantage members: 1 (877) 301-3326 (TTY: 711)

Individual and Marketplace members: 1 (866) 514-4194 (TTY: 711)